

SPRAY & CLEAN

PRESERVATIVE-FREE CLEANING SOLUTION
for all rigid gas permeable lenses



Better hygiene and cleaning with one spray of **SPRAY & CLEAN**

SPRAY & CLEAN is a preservative-free solution indicated for cleaning of all rigid gas permeable contact lenses. The new formulation containing higher concentration of surfactant and moisturizing ingredient provide you better cleaning efficacy and comfort.

Cleaning

- Effectively removes lipids and oils
- Higher concentration of surfactant

Convenient

- User-friendly usage process design

Comfort

- Contains moisturizing ingredient



Cleaning efficacy on lipid deposits

It has been shown that the degree of lipid oxidation in tears can affect lipid deposition on lens materials. These lipid deposits can cause tear film disruption, inflammation, and even the reduction of vision.¹

SPRAY & CLEAN can facilitate the removal of lipid deposits. According to our study, the lipid deposits on the lens can be removed effectively by rubbing the lens with one spray of SPRAY & CLEAN solution.²

Figure 1.
The cleaning effectiveness test*



*New lenses: The new lenses were taken out from soaking solution and rinsed with purified water as well as saline.

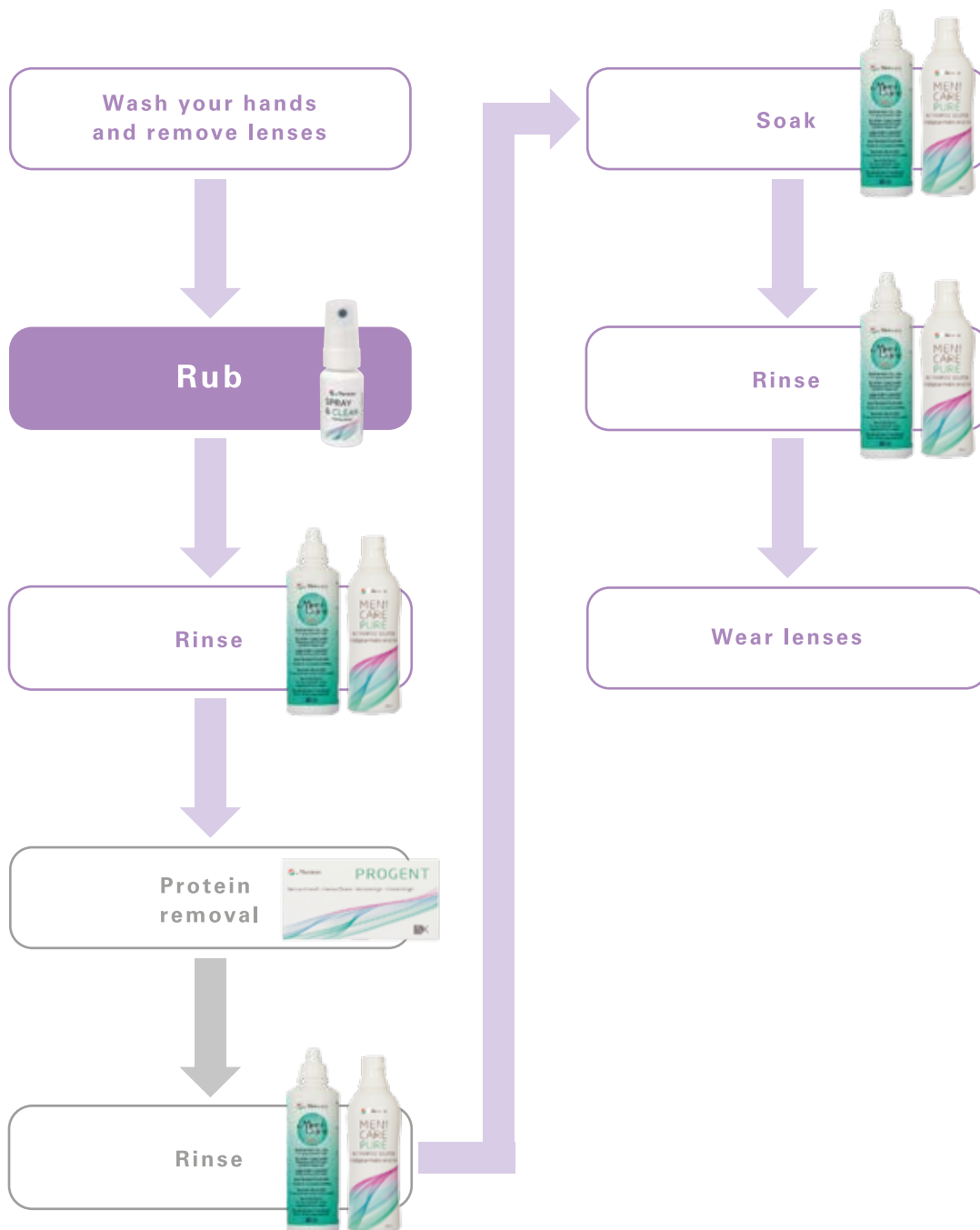
Test lenses: The lenses were soaked in artificial lipid suspension for 10 minutes and dried naturally. Then, the lenses were processed with one spray of SPRAY & CLEAN and rinsed with saline.

Untreated lenses: The lenses were soaked in artificial lipid suspension for 10 minutes and dried naturally. Then, the lenses were rinsed with purified water and saline.

Menicon RGP care solution family provides you a better experience with hygiene and safety.

 Recommend to clean your lenses with PROGENT every week

 Recommend to follow this step every day



Product profile

Indications

- SPRAY & CLEAN is a preservative-free solution indicated for cleaning of all rigid gas permeable contact lenses.
- The special design of the bottle is effective against microbial contamination during use.

Composition

Total 15ml

- Sodium Olefine sulfonate.....0.40%
- Polyoxyethylene Alkyl Ether.....0.60%
- EDTA.....0.57%
- Purified water.....q.s. 100




Directions

- ① Before each contact lens manipulation, wash your hands.
- ② Remove the lenses from your eyes and place them in the palm of your hands.
- ③ Spray one shot of solution on each side of the lens.
- ④ Rub the lens carefully in your palm with your fingers or between fingers.
- ⑤ Put the lens in the lens holder of the case and rinse the lens thoroughly with a rinsing solution.
- ⑥ Fill your lens case with a rinsing solution and screw on the cap. Before wearing lenses always rinse the lenses with a suitable rinsing solution.
- ⑦ Throw away the remaining solution from lens case.

Notices

- Frequency of use: can be used every day. Follow the instructions given by your contact lens specialist.
 - Before wearing lenses: Rinse the lenses with a suitable rinsing solution. The lens can be worn. Throw away the remaining storage solution from lens case.
-

Precautions

- Validity after initial use: 3 months.
- Do not touch dispenser tip.
- Store at room temperature. 
- Observe the expiry date printed on the label.
- Important: do not swallow or drink.
- Do not spray in the nose.
- Do not put SPRAY & CLEAN directly into your eye. 
- Use your regular solution for rinsing.
- Store out of direct sunlight. 
- Any serious incident that has occurred in relation to the device should be reported to the manufacturer and the competent authority of the Member State in which the user and/ or patient is established.

References

- ① Schuett, B. S., & Millar, T. J. (2017). An Experimental Model to Study the Impact of Lipid Oxidation on Contact Lens Deposition In Vitro. *Current eye research*, 42(9), 1220–1227.
- ② Menicon data on file.

